

EcoFlex EXTERIOR RANGE



A1 Fire Rating

Odor-free, with excellent UV resistance and waterproof properties, ensuring safety.



Rich Stone-like Designs

Mimicking the appearance of natural materials. It's an ideal alternative to traditional materials like ceramics, stone, cement, and plastics, adapting to a wide range of environments.



Eco-friendly and Sustainable

Made from non-toxic materials, utilizing recycled inorganic waste, and not dependent on specific mineral resources.



Flexible and Easy to Install

Can be bent to any curvature, allowing for quick and easy installation.



Long-lasting Durability

Aging-resistant and designed for over 30 years of use.

ECO-FRIENDLY | WATERPROOF | BENDABLE | LIGHT-WEIGHT | FIRE-RESISTANT
unparalleled flexibility, versatility, and style

ARCHITEX RANGE

NATURAL STONE | ARCHITEX | MARBLE VEINED | DÉCOR



BRICK STONE 240X60

BRICK STONE

Due to factors such as lighting and printing, all products color and texture effects should be based on the actual products



WP-9030-1



WP-9030-3



WP-9030-5



WP-9030-7



WP-9030-9



WP-9030-11



WP-9030-2



WP-9030-4



WP-9030-6



WP-9030-8



WP-9030-10



WP-9030-12

Can be used as bricks or decorative tiling



ARCHI TEXTURE 1100x2300



ARCHI TEXTURE

Due to factors such as lighting and printing,
all products color and texture effects should be
based on the actual products.



WP8002
White



WP8002
Grey



CEMENT DESIGN 1200X2900

CEMENT DESIGN

Due to factors such as lighting and printing,
all products color and texture effects should be
based on the actual products



WP9009
Light grey



WP9009
Medium grey



WP9009
Dark grey





AGGREGATE WOOD 1200X3000

AGGREGATE WOOD

Due to factors such as lighting and printing,
all products color and texture effects should be
based on the actual products



WP9025
Grey



WP9025
Black






RAMMED BRICK 1000X2850

RAMMED BRICK

Due to factors such as lighting and printing,
all products color and texture effects should be
based on the actual products





NATURE WOOD 1200X2950

NATURE WOOD

Due to factors such as lighting and printing,
all products color and texture effects should be
based on the actual products



WP8013
Natural



WP8013
Whitewash





NATURE WOOD 1200X2950

NATURE WOOD

Due to factors such as lighting and printing,
all products color and texture effects should be
based on the actual products




WP8014
Teakwood



WP8014
Black






FlexoClad
beyond possibilities

FLAMED BARK 1200X2750



FLAMED BARK

Due to factors such as lighting and printing,
all products color and texture effects should be
based on the actual products





RIPPLE STONE 1180X2400

RIPPLE STONE

Due to factors such as lighting and printing, all products color and texture effects should be based on the actual products



WP8018
White



WP8018
Light grey





CUT STONE 1200X2400



CUT
STONE

Due to factors such as lighting and printing,
all products color and texture effects should be
based on the actual products



WP9039
White



WP9039
Beige





SQUARELINE STONE 1170X2930



SQUARELINE STONE


Due to factors such as lighting and printing,
all products color and texture effects should be
based on the actual products



WP9006
Beige



WP9006
Grey





ROUNDLINE STONE 1170X2930



ROUNDLINE STONE

Due to factors such as lighting and printing,
all products color and texture effects should be
based on the actual products



WP9012
Beige



WP9012
Black





NEW LINE STONE 1180X2640



Due to factors such as lighting and printing,
all products color and texture effects should be
based on the actual products

WP9012
Beige



WP9012
Black





DELTA WING 2850X980



WP8025
White



WP8025
Grey






CULTURE STONE 1200x2800

CULTURE STONE


Due to factors such as lighting and printing, all products color and texture effects should be based on the actual products



WP9021
White



WP9021
Black



CONVEX STONE 1140X2980



Due to factors such as lighting and printing,
all products color and texture effects should be
based on the actual products



WP9024
White



WP9024
Black



LUNAR STONE 1110X2800



Due to factors such as lighting and printing,
all products color and texture effects should be
based on the actual products

WP9008
White



WP9008
Black






S
SALOMON

RUGGED GRANITE 1200X3000



Due to factors such as lighting and printing,
all products color and texture effects should be
based on the actual products





BLACK MOUNTAIN STONE
1120X2940

BLACK MOUNTAIN STONE

Due to factors such as lighting and printing, all products color and texture effects should be based on the actual products



WP9003
White



WP9003
Black





CONTINUOUS STONE 1160X3100

CONTINUOUS STONE

Due to factors such as lighting and printing, all products color and texture effects should be based on the actual products



Beige
WP-8033-1



Yellow
WP-8033-2



SLATE STONE 1200X3000




SLATE
STONE

Due to factors such as lighting and printing,
all products color and texture effects should be
based on the actual products



WP9003
White



WP9003
Black



COLOR SELECTION

Custom colors can be selected from the Pantone card with a MOQ of 30m²



www.flexoclad.co.za

Contact Us:

www.flexoclad.co.za | sales@flexoclad.co.za